

HENLEY TOP LOADING BIN

Bins » Bin Stations




Designed by: **Botton + Gardiner**

HENLEY TOP LOADING BIN

Bins » Bin Stations




Laminex® Laminate
Licorice Linea



Laminex® Laminate
Natural Walnut



Laminex® Laminate
Elegant Oak




Laminex® Laminate
Classic Oak



Laminex® Laminate
Calm Oak



Laminex® Laminate
Seasoned Oak




Laminex® Laminate
Black



Laminex® Laminate
Charcoal



Laminex® Laminate
Lava Grey



Laminex® Laminate
Limed Concrete



Laminex® Laminate
Figured Limestone



Laminex® Laminate
White Valencia



Stainless Steel Satin
Finish

HENLEY TOP LOADING BIN

Bins » Bin Stations



Single, double, triple top loading bin. Optional cleaner's cupboard. 120L or 240L. Stainless steel frame. Laminate, v-groove compact laminate options.

Description

Henley is a top loading bin, ideal for food court spaces that require large volume waste capacity without tray storage. The easy top loading waste disposal is hygienically contact-free and ergonomic for cleaning staff. Tried and tested over many years, Henley's hardy stainless-steel frame protects the bin from trolley damage. Suitable for indoor or outdoor use, Henley is available in single, double, or triple capacities in an extensive range of sizes and laminate finishes with an optional cleaner's' storage cupboard.

Made In

Australia

HENLEY TOP LOADING BIN

Bins » Bin Stations

Dimensions	<div><div><u>120L</u></div><div>Single</div><div>610mmW x 690mmD x 1025mmH</div></div> <div><div>Double</div><div>1170mmW x 690mmD x 1025mmH</div></div> <div><div>Triple</div><div>1730mmW x 690mmD x 1025mmH</div></div> <div><div><u>240L</u></div><div>Single</div><div>770mmW x 880mmD x 1170mmH</div></div> <div><div>Double</div><div>1490mmW x 880mmD x 1170mmH</div></div> <div><div>Triple</div><div>2210mmW x 880mmD x 1170mmH</div></div>
Capacity	120L or 240L wheelie bin included
Frame	Stainless steel, satin polished
Signage	Henley double and triple bin modules come with standard signage of vinyl decals mounted to the doors.
Finishes	<div><div><u>Frame</u></div><div>Stainless steel, satin polished</div></div> <div><div><u>Panels</u></div><div>Indoor</div><div>Laminate, vertical v-groove compact laminate</div></div> <div><div>Outdoor Undercover</div><div>Alfresco compact laminate</div></div> <div><div><u>Colours</u></div><div>Choose from our preselected Laminex colours or custom specify your own.</div></div> <div><div><u>Chute + Top</u></div><div>Stainless steel, satin polished</div></div> <div><div><u>Fittings</u></div><div>D handles for easy opening, commercial strength magnetic catches and heavy duty commercial butt hinges.</div></div> <div><div><u>Signage</u></div><div>Double and triple bin modules come with standard signage of vinyl decals mounted to the doors.</div></div>

HENLEY TOP LOADING BIN

Bins » Bin Stations

Sustainability	<p>Certified Materials We use laminates that carry internationally recognised Environmental Product Declarations (EPDs).</p> <p>Recycled Materials We locally source our steel. It means we know it uses recycled content and is 100% recyclable.</p>
Warranty	5-year warranty. View the warranty for more details.
Lead Time	4-6 weeks
Assembly & Delivery	Due to their weight, Henley double and triple bin modules will require a forklift to receive goods on delivery.
Fixing Detail	Surface fixed by others. Anchors not included.
How to Specify	<p>Select your size - single, double, triple, single + cleaners cupboard, double + cleaners cupboard</p> <p>Select your capacity - 120 or 240L</p> <p>Select your panel finish - laminate or v-grooved compact</p>

HENLEY TOP LOADING BIN

Bins » Bin Stations

Care Instructions

Laminates | Laminex®

A damp cloth will remove spills and greasy spots. Rub with a clean dry cloth to bring back brightness. Occasionally clean with mild dishwashing detergent. To remove heavy build-up of dirt use cleaners such as Mr Muscle, Windex or Ajax Spray n Wipe spray cleaners.

Do not use strongly acidic, alkaline cleaners or bleach for normal cleaning as these might etch the surface.

Stainless Steel

Wash the surface regularly using warm water containing soap or mild detergents and rinse the surface with fresh water after cleaning.

When polishing the surface with a soft dry cloth to ensure all moisture is removed, follow the direction of the grain finish.

Use a brush or soft damp cloth to remove loose deposits. Use a cream cleanser and soft cloth for difficult deposits.

Use “Star Brite Rust Stain Remover” to remove tea staining and “Star Brite Chrome & Stainless Steel Polish” to protect the surface after cleaning.

Never use cleaners containing harsh abrasives or high bleach contents. Prolonged contact with chlorine-based cleaners will cause surface pitting, which cannot be repaired.

Never use abrasive materials such as scouring pads, steel wool or metallic scrapers.

For stubborn stains or where “deep cleaning” is required, a mild abrasive cleaner or rust remover may be required.

Customisable

The Henley top loading bin is made locally and can be customised to suit your project specifications.

Additional Comments

Heavy duty SHS steel frame ensures Henley will stand the test of time in heavy duty environments.

D handles for easy opening with commercial strength magnetic catches.

Heavy duty butt hinges will keep your doors level and issue free throughout the life of the bin.