

DIAMANTE PLANTER

Accessories » Planters



Collection: **Metalco**

Designed by: **Alessandro Lenarda, Michele Slaviero, Raffaele Lazzari**

DIAMANTE PLANTER

Accessories » Planters




Precast Concrete
White Polished




Precast Concrete
Grey Polished




Precast Concrete
Dark Grey Polished



Precast Concrete
White Velluto Natural
Smooth



Precast Concrete
Grey Velluto Natural
Smooth



Precast Concrete
Dark Grey Velluto
Natural Smooth

DIAMANTE PLANTER

Accessories » Planters



Add a touch of greenery with the cubic planter. High-performance concrete with stone aggregate in 3 colours, equipped with a recess at the base.

Description	Diamante, designed by Alessandro Lenarda, Michele Slaviero, and Raffaele Lazzari for Metalco, is based on a "build your own" seating kit concept. To add to the collection and the multiple configurations that can be created, the Diamante planter, designed by Michele Slaviero, can be used to add both a touch of greenery and visual interest. Made of precast concrete with stone aggregate in white, grey or dark grey colours and equipped with a recess at the base, the planter in cubic form is solid, stylish and highly functional.
-------------	---

Made In	Europe
---------	--------

Dimensions	750mmW x 750mmD x 600mmH
------------	--------------------------

Weight	Approx. 300kg
--------	---------------

DIAMANTE PLANTER

Accessories » Planters

Frame	<div>Body</div> <div>Precast high performance concrete (HPC) with stone aggregate</div> <div>3 colours: White, Grey, Dark Grey</div> <div>Body Finish</div> <div>Velluto finish with polished top</div> <div>Optional</div> <div>Clear anti-graffiti coating (to the concrete plane)</div>
Warranty	5-year warranty. View the warranty for more details.
Lead Time	12+ weeks.
Assembly & Delivery	<div>Product supplied in components packed on pallets.</div> <div>Lifting equipment required for receipt, assembly and placement of concrete product (by others).</div> <div>Supplied with ferrules, eyebolts and caps.</div>
Fixing Detail	Freestanding
How to Specify	<div>Select your product</div> <div>Select optional anti-graffiti coating</div>

DIAMANTE PLANTER

Accessories » Planters

Care Instructions

Precast Concrete

Cleaning

Remove any loose surface deposits with a brush.

Regularly wash the coating using a solution of warm water and non-abrasive, pH neutral detergent solution (with low wax content).

Thoroughly rinse the surfaces after cleaning to remove all residues. You can use a sponge, a soft bristle brush or pressure water cleaners. For pressure cleaners ensure you use cold or warm water and average pressure. Rinse after with fresh water and leave to dry.

Do not use abrasive sponges, discs, or brushes.

Do not use corrosive detergents, descaling agents, or acidic components (bleach, ammonia, vinegar, abrasive pastes).

For cleaning marks or solidified substances from the surface use slightly abrasive sponges for non-stick ceramic pans, accurately and lightly treat the parts to be cleaned as above. Please check with Botton + Gardiner for advice relating to cleaning special circumstances (i.e. stains from paint, acid, etc.) as required.

Maintenance

For surfaces prone to additional wear like that used for street furniture, regular treatment is recommended (at least every 2 years) with products containing high wax content. Evenly apply the product with a soft cloth and polish with a circular motion.

Avoid the products from being placed on surfaces subject to infiltrations or stagnant water puddles.

Additional Comments

Upon request, when technically feasible, it is possible to perform polishing operations.

The finished products are treated with a protective varnish, and upon request, anti-graffiti treatment can also be applied.
